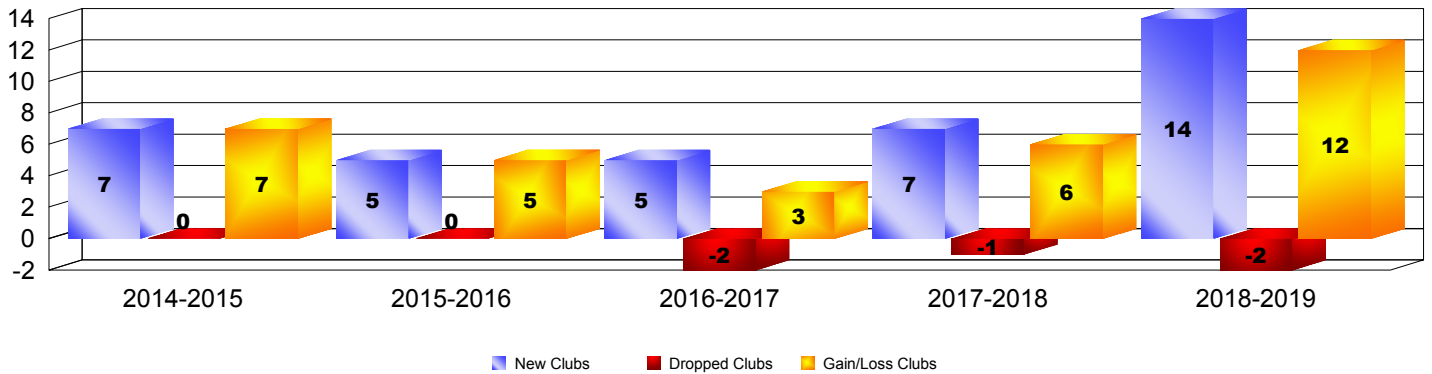
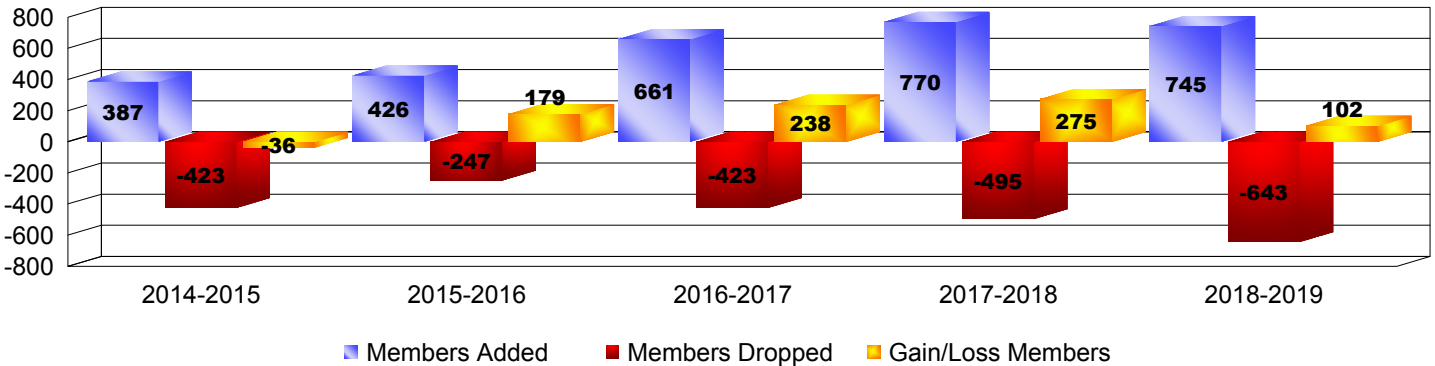


Year	New Clubs	Dropped Clubs	Gain/Loss Clubs	New Members	Charter Members	Reinstate Members	Transfer Members	Total Member Added	Total Members Dropped	Gain/Loss Members
2014-2015	7	0	7	187	192	6	2	387	-423	-36
2015-2016	5	0	5	296	125	5	0	426	-247	179
2016-2017	5	-2	3	494	159	6	2	661	-423	238
2017-2018	7	-1	6	547	201	19	3	770	-495	275
2018-2019	14	-2	12	340	369	25	11	745	-643	102
Average	8	-1	7	373	209	12	4	598	-446	152

Clubs




Members



Membership Composition

June 2019 Cumulative



Gender Comparison

June 2019 Cumulative

